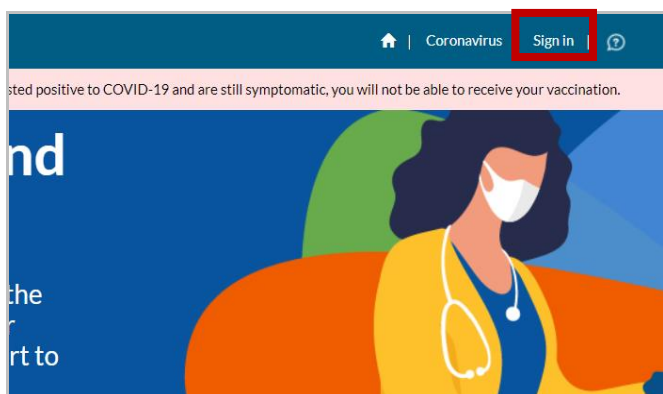


Creating an online account in the Queensland Health COVID-19 vaccine booking portal

Note:

- If you have previously visited a Queensland Health vaccination location as a walk-in (no appointment) or called **134 COVID** to book a past appointment, please call **134 COVID (13 42 68)** to finalise the creation of your account.
- Otherwise, please proceed with the steps directly below.

- Go to the [Queensland Health COVID-19 vaccine appointment booking portal](#) and select **Sign in** in the top right corner.



- Enter your email address and click **Send one-time passcode**.

Queensland Government

Welcome to the Queensland Health COVID-19 vaccination booking portal. Please sign in, or if you don't have an account, sign up now.

Your account can be used to book vaccinations for yourself and dependents (children, aged care residents or people with a disability).

Please call 134 COVID (13 42 68) for assistance.

Please enter your email address and click the Send button to obtain a one-time passcode.

Joseph.Smith4000@mailinator.com

Send one-time passcode

Sign in or Sign up

- You will receive an email from Queensland Health containing a one-time passcode. Please check your spam or junk folder if you have not received this email. Once you've received your passcode, enter the passcode in the field below and click **Verify one-time passcode**.

Queensland Government

Welcome to the Queensland Health COVID-19 vaccination booking portal. Please sign in, or if you don't have an account, sign up now.

Your account can be used to book vaccinations for yourself and dependents (children, aged care residents or people with a disability).

Please call 134 COVID (13 42 68) for assistance.

Please enter your email address and click the Send button to obtain a one-time passcode.

A one-time passcode has been sent to your inbox. Please enter it in the passcode box below.

Joseph.Smith4000@mailinator.com

606144

Verify one-time passcode

Resend one-time passcode

Sign in or Sign up

- Once your passcode is accepted, you will now select the **Sign in or Sign up button**.

Queensland Government

Welcome to the Queensland Health COVID-19 vaccination booking portal. Please sign in, or if you don't have an account, sign up now.

Your account can be used to book vaccinations for yourself and dependents (children, aged care residents or people with a disability).

Please call 134 COVID (13 42 68) for assistance.

Please enter your email address and click the Send button to obtain a one-time passcode.

Your passcode is accepted. Please sign up or sign in.

Joseph.Smith4000@mailinator.com

Re-enter email address

Sign in or Sign up

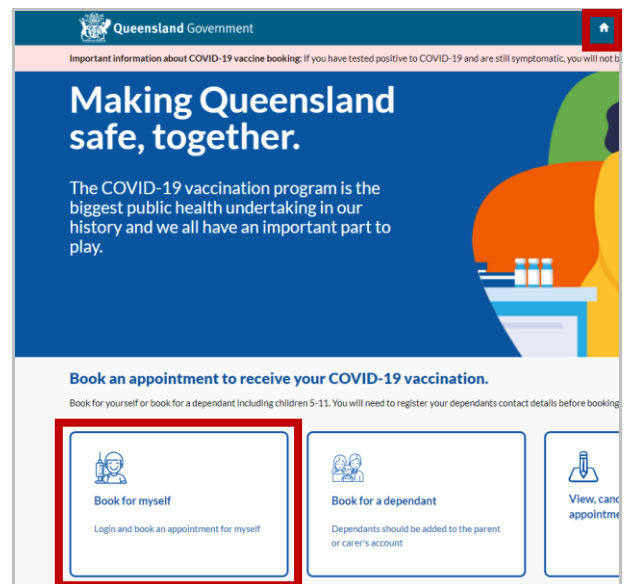
5. Please provide your **Given Name, Surname** and **Date of Birth**. Then click **Sign up**.



The screenshot shows the 'Sign up' form for the Queensland Government COVID-19 vaccine booking system. It includes a 'Cancel' link, the Queensland Government logo, and instructions to sign up for a new account. The form has input fields for 'First Name' (containing 'Joseph'), 'Surname' (containing 'Smith'), and 'Date of Birth' (set to 12 August 1985). A red box highlights the 'Sign up' button at the bottom.

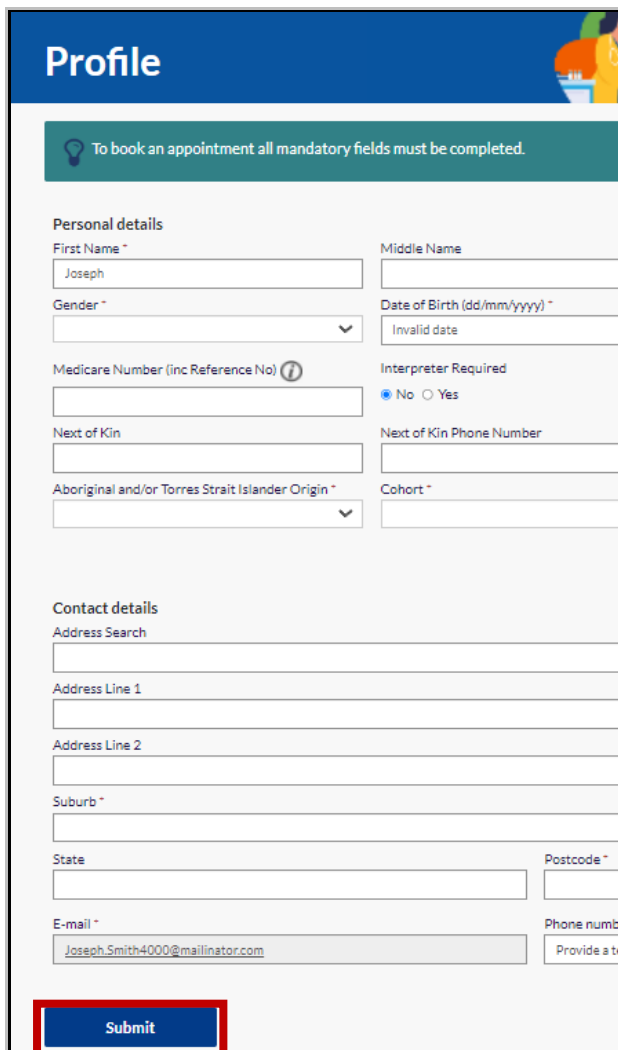
Once your personal and contact details are successfully submitted, you will notice that some of these details will be greyed out and cannot be updated in your Profile. If you need to update any of these details e.g. E-mail, please call **134 COVID (13 42 68)**.

You can now proceed to book an appointment by clicking on the **Home** icon and selecting **Book for myself**.



The screenshot shows the homepage of the Queensland Government COVID-19 vaccine booking system. It features the Queensland Government logo, a banner with the text 'Making Queensland safe, together.', and a section titled 'Book an appointment to receive your COVID-19 vaccination.' Below this, there are three buttons: 'Book for myself' (highlighted with a red box), 'Book for a dependant', and 'View, cancel appointment'.

6. Complete your personal and contact details and then click **Submit**.



The screenshot shows the 'Profile' form for the Queensland Government COVID-19 vaccine booking system. It includes a 'Profile' header, a message 'To book an appointment all mandatory fields must be completed.', and sections for 'Personal details' and 'Contact details'. The 'Personal details' section includes fields for 'First Name', 'Middle Name', 'Gender', 'Date of Birth', 'Medicare Number', 'Interpreter Required', 'Next of Kin', 'Next of Kin Phone Number', 'Aboriginal and/or Torres Strait Islander Origin', and 'Cohort'. The 'Contact details' section includes fields for 'Address Search', 'Address Line 1', 'Address Line 2', 'Suburb', 'State', 'Postcode', 'E-mail', and 'Phone number'. A red box highlights the 'Submit' button at the bottom.

Follow the instructions from **Step 6** in the [COVID-19 vaccine booking system step-by-step guide for users](#).

If your submission is successful, you will see the **Submission completed successfully** message.